

400 Series

Pressure &amp; Pump

Model FP-430-59-BF

# Pressure Relief Valve

## with Electric Override

Pressure relief/sustaining hydraulically operated control valve that fulfills either of two separate functions:

When installed in-line, it sustains minimum pre-set, upstream (back) pressure, regardless of fluctuating flow or varying downstream pressure.

When installed as a circulation valve, it relieves excessive line pressure when above a pre-set maximum level.

The valve is equipped with a full opening electric override device, triggered by an external control signal.

BERMAD 400 series valves are hydraulically operated, simple and reliable, globe valves with full bore hydrodynamic body providing an unobstructed flow path and superior performance.

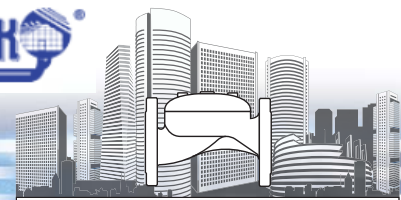
The valve's balanced rolling-diaphragm assembly is vulcanized with a rugged radial seal disk construction, performing as the valve's only moving part.



For illustration only

### Typical Application

- Fire protection pumping stations - pre-opening feature for anticipating pump start-up and shut-off surge (controlled by the pump control board)
- Protection from the effects of bursts and extreme pressure in fire protection systems in buildings
- Relief of excessive pressure in hydrant pumping stations



400 Series

Pressure & Pump

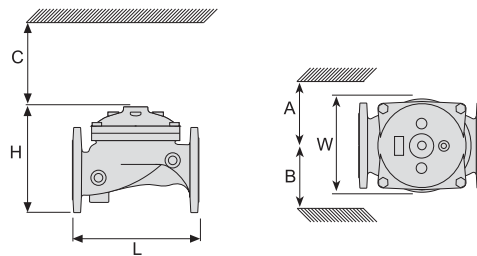
Model FP-430-59-BF

## Features and Benefits

- High quality construction materials ensure reliable, long lasting operation
- Full bore valve port area and hydrodynamic body ensure unobstructed flow path; minimal pressure loss with low cavitation damage
- Fully supported and balanced rolling diaphragm – low actuation pressure and excellent low flow regulation performance
- Ensured operation after long standby periods
- Straightforward design of three major components – easy and simple on-site inline maintenance with minimal down time
- Immediate valve response
- On-site adjustable pilot allows simple and easy calibration of required pressure level
- System failure indication in pressure relief configuration provides visual indication to maintenance personnel of aberrant operation conditions that require immediate attention
- Electrical operation. Low voltage and low current NO and NC solenoids

## Technical Data

Size		Kv	A,B	C	L	H	W			Weight (kg)	
DN	Inch						Thr	Fla	Gro	Th/Fl	Gro
50	2"	57	330	68	205	155	119	155	119	9	5
65	2½"	78	340	110	205	178	129	178	n/a	10.5	10.5
80	3"	136	350	125	250	210	170	200	170	19	10.6
100	4"	204	360	145	320	242	n/a	223	204	28	16.2
150	6"	458	400	205	415	345	n/a	306	306	68	49
200	8"	781	430	260	500	430	n/a	365	n/a	125	125



## End Connections:

**Grooved:** ANSI/AWWA C606

Optional: Flanged ANSI B16.42 (Ductile Iron), ISO PN16

Threaded: NPT or ISO-7-Rp for 2, 2½ & 3"

**Pressure Rating:** Max. inlet: 250 psi (17 bar)

**Valve Pattern:** Globe & Angle (2, 3 & 4")

**Water Temperature:** Water up to 50°C (122°F)

## Main Construction Materials:

**Body, cover & Actuator:** Ductile Iron ASTM A-536

**Internals:** Stainless Steel & Elastomer

**Control Trim:** System Brass control components / accessories

Copper & Brass tubing & fittings

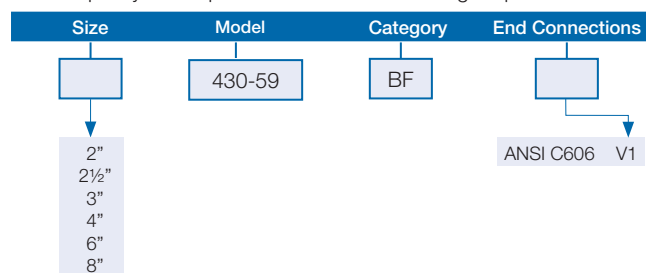
Optional: Stainless Steel 316

**Elastomers:** Nylon fabric reinforced polyisoprene NR

**Coating / colour:** Electrostatic Powder Coating Polyester Red

## How to Order

Please specify the requested valve in the following sequence:



For other optional materials consult BERMAD



Trädgårdsteknik AB  
Helsingborgsvägen 578  
262 96 ÄNGELHOLM  
Telefon: 0431-222 90  
Telefax: 0431-222 70  
[info@tradgardsteknik.se](mailto:info@tradgardsteknik.se)  
[www.tradgardsteknik.se](http://www.tradgardsteknik.se)

---